



# *The* *2015-2016 Budget* *Financial Data*

PROVIDING A HIGH-QUALITY EDUCATION... AT AN AFFORDABLE PRICE



# *Our Budget Vision*

*Providing a high quality education  
at an affordable price*

PROVIDING A HIGH-QUALITY EDUCATION... AT AN AFFORDABLE PRICE



# *Our Budget Message to the Community*

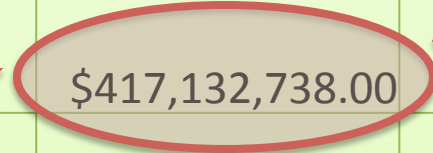
*Only 25. cents of every tax dollar  
goes to support your  
Elizabeth Public Schools*

PROVIDING A HIGH-QUALITY EDUCATION... AT AN AFFORDABLE PRICE



# Elizabeth Board of Education Budget Revenue

	2015-2016		2014-2015
Local Taxes General Fund	\$ 59,813,124.00	11.9%	\$52,313,124.00
Local Taxes Debt Service	-	0.0%	-
Federal Aid	\$15,145,756.00	3.0%	\$14,596,021.00
Misc. Revenue	\$ 874,179.00	0.2%	\$ 588,884.00
State Aid	\$417,132,738.00	83.1%	\$418,995,585.00
Balance Appropriation	\$9,128,978.00	1.8%	\$8,972,784.00
	\$502,094,775.00	100.0%	\$495,466,398.00



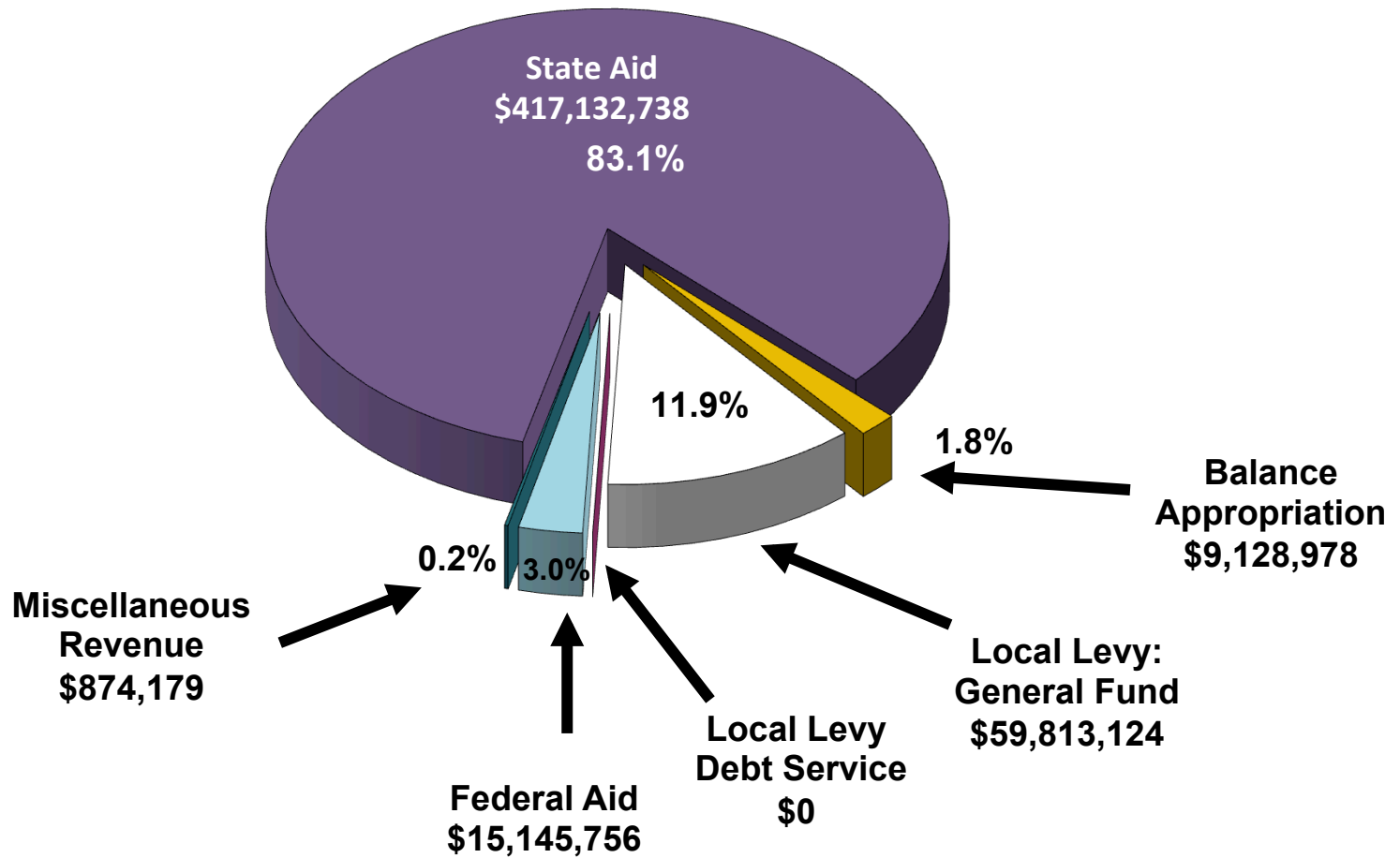
Reflects a  
reduction  
in state aid



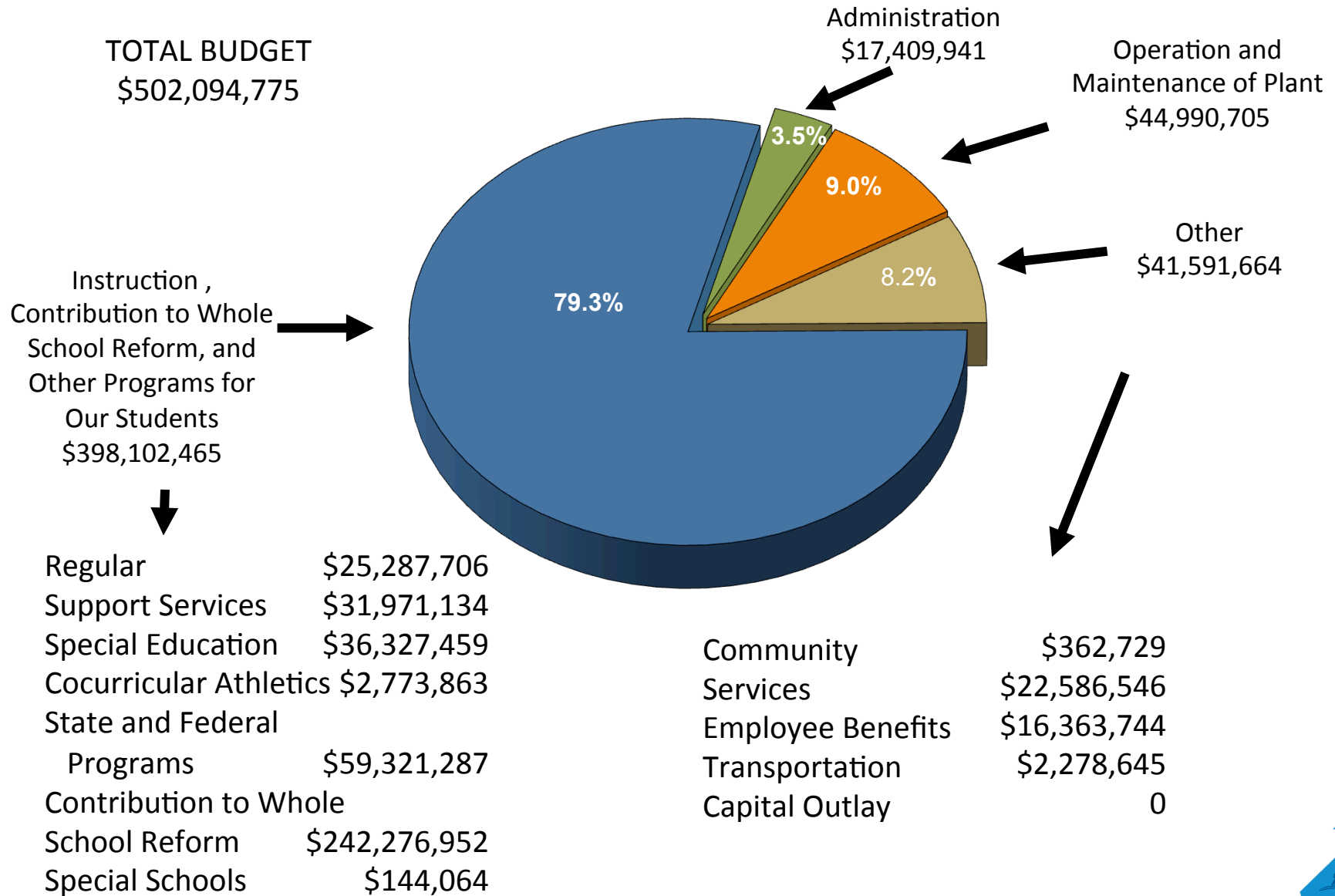
PROVIDING A HIGH-QUALITY EDUCATION... AT AN AFFORDABLE PRICE

*Elizabeth Board of Education*  
*2015-2016 Budget*  
*Revenue*

**TOTAL BUDGET**  
**\$502,094,775**




# Elizabeth Board of Education Budget Expenditures



# Elizabeth Board of Education Budget Expenditures

	2015-2016	Percentage	2014-2015
Administration	\$17,409,941	3.47%	\$16,697,705
Operation and maintenance of Plant	\$44,990,705	8.96%	\$43,660,464
Other	\$41,591,664	8.28%	\$44,463,737
<b>Instruction *</b>	\$398,102,465	79.29%	\$390,644,492
<b>Total</b>	<b>\$502,094,775</b>	<b>100.%</b>	<b>\$495,466,398</b>



Instruction*	2015-2016	Percentage	2014-2015
Contribution to Whole School Reform	\$242,276,952		\$247,288,631
Regular	\$25,287,706		\$22,426,120
Support Services	\$31,971,134		\$28,338,408
Special Education (includes Tuition)	\$36,327,459		\$28,942,650
Cocurricular/Athletics	\$2,773,863		\$2,768,535
State and Federal Programs	\$59,321,287		\$60,766,864
Special Schools	\$144,064		\$113,284
<b>Total</b>	<b>\$398,102,465</b>		<b>\$390,644,492</b>

**+\$7,457,973**

*Increase in total instructional spending over last year*

PROVIDING A HIGH-QUALITY EDUCATION... AT AN AFFORDABLE PRICE





*The expenses that are driving our budget*

*The 2015-2016  
Budget Presentation*

Increased:

*Benefit Costs*

*\$5,034,537*



PROVIDING A HIGH-QUALITY EDUCATION... AT AN AFFORDABLE PRICE

*The expenses that are driving our budget*

*The 2015-2016  
Budget Presentation*

Increased:

*Special Education*

*\$7,384,809*

*(Including tuition for  
79 out-of-district schools)*

PROVIDING A HIGH-QUALITY EDUCATION... AT AN AFFORDABLE PRICE



*The expenses that are driving our budget*

*The 2015-2016  
Budget Presentation*

Increased:

*Special Ed. Support Services*

*\$3,632,726*

*(Additional personnel/  
assistant costs)*



PROVIDING A HIGH-QUALITY EDUCATION... AT AN AFFORDABLE PRICE

*The expenses that are driving our budget*

*The 2015-2016  
Budget Presentation*

Increased:

*Transportation*

*\$1,828,021*

*(Transport for additional special ed.  
& general ed students)*

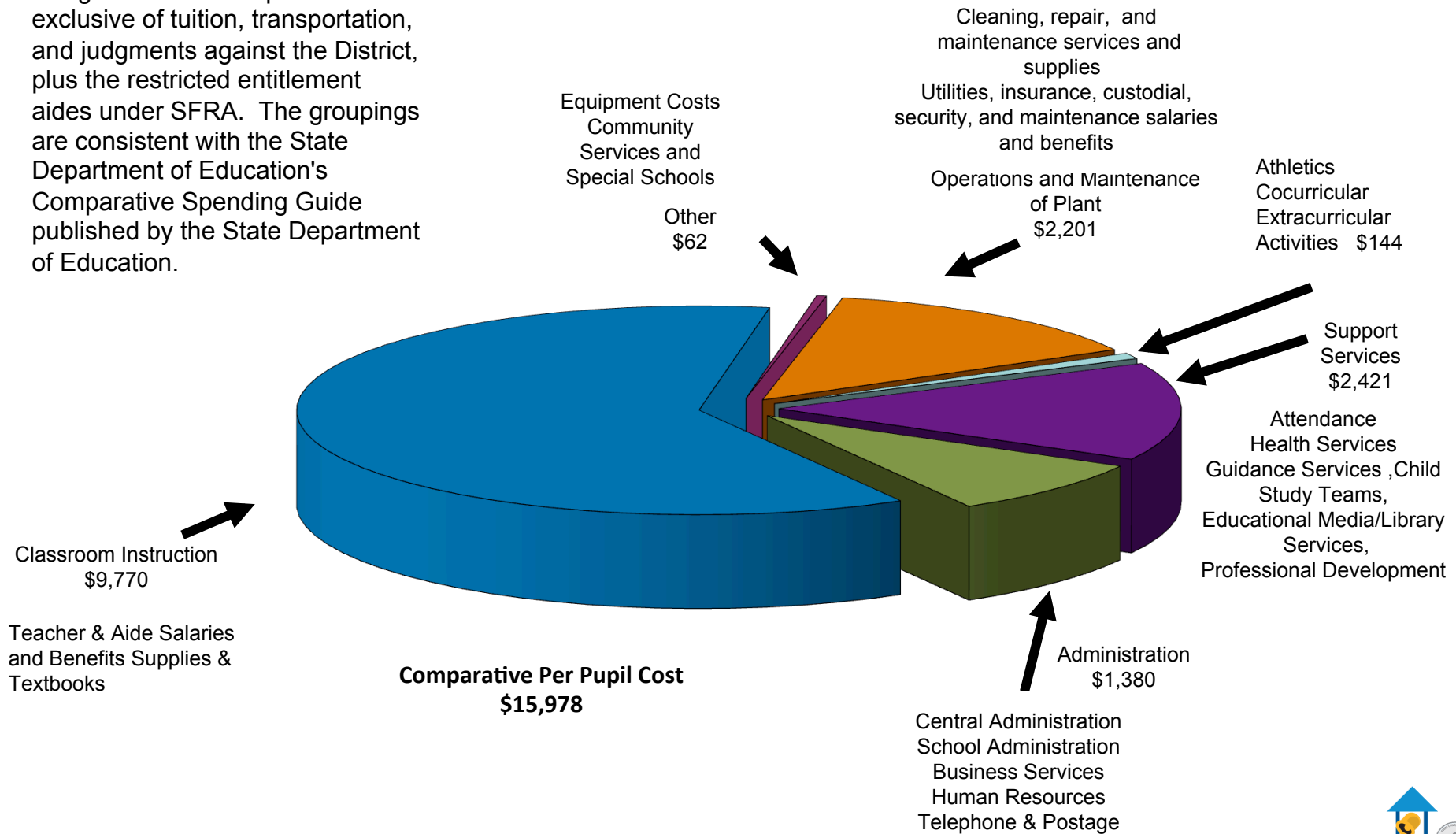


PROVIDING A HIGH-QUALITY EDUCATION... AT AN AFFORDABLE PRICE

# Elizabeth Board of Education

## 2015 - 2016 Per Pupil Costs

Per Pupil Costs are calculated using total current expense exclusive of tuition, transportation, and judgments against the District, plus the restricted entitlement aides under SFRA. The groupings are consistent with the State Department of Education's Comparative Spending Guide published by the State Department of Education.



# Elizabeth Board of Education Per Pupil

Per Pupil Cost	2015/2016	2014/2015
Operations and Maintenance of Plant	\$2,201	\$2,276

Per Pupil Cost	2015/2016	2014/2015
Administration	\$1,380	\$1,530

*Reductions in per pupil costs in the above categories  
Over last year.*



PROVIDING A HIGH-QUALITY EDUCATION... AT AN AFFORDABLE PRICE

*How do we compare on a state level?*



## Total Administrative Salaries and Benefits

Elizabeth's *cost per student* **\$1,380**

State of NJ *regional cost per student* **\$1,941**

*Elizabeth Public Schools is spending less this year per pupil on administrative costs and benefits when compared to the New Jersey regional cost!*



PROVIDING A HIGH-QUALITY EDUCATION... AT AN AFFORDABLE PRICE

## THE FACTS ABOUT THE BANKED CAP:



An important part of this budget includes the use of BANKED CAP. The use of banked cap does not represent existing cash that is "banked" in an account.

*It represents the authority to levy that every board of education retains within the 2% cap. In other words, any and all use of banked cap exists with authority from the State of NJ and falls within the 2% cap.*

Availability of banked cap indicates that the district budgeted below the 2% cap in prior years. The preliminary budget includes the use of banked cap.



PROVIDING A HIGH-QUALITY EDUCATION... AT AN AFFORDABLE PRICE



## THE FACTS ABOUT THE BANKED CAP:



*Here are some of the things that we would not be able to fund if we did not use the district's 'banked cap' ...*

### *Preschool*

- Equitable services for all three and four year old students during before and aftercare (\$100,000)
- Door to door transportation for all eligible preschoolers that reside 1.3 mile and beyond (\$2,500,000)

### *K-8*

- After School Academic/Enrichment Program for K-8 students (\$1,944,800)
- Summer Arts Enrichment Program for K-8 Students (\$91,571)
- Expansion of AVID Program to K-8 Schools (\$80,091)

### *9-12*

- Summer Sports Camps (\$198,720)
- After School Athletic Programming (\$107,400)



PROVIDING A HIGH-QUALITY EDUCATION... AT AN AFFORDABLE PRICE

# ELIZABETH PUBLIC SCHOOLS

*The 2015-2016 Budget and tax levy proposed is in accordance with the rules and regulations as promulgated by the NJ Department of Education.*



EPS prepares its budget following instructions incorporated into the Budget Guidelines and Electronic Data Collection Manual published by the NJDOE Office of School Finance.

The instructions insure that budgets and information submitted for approval to the Executive County Superintendent & Business Administrator are complete & correct.

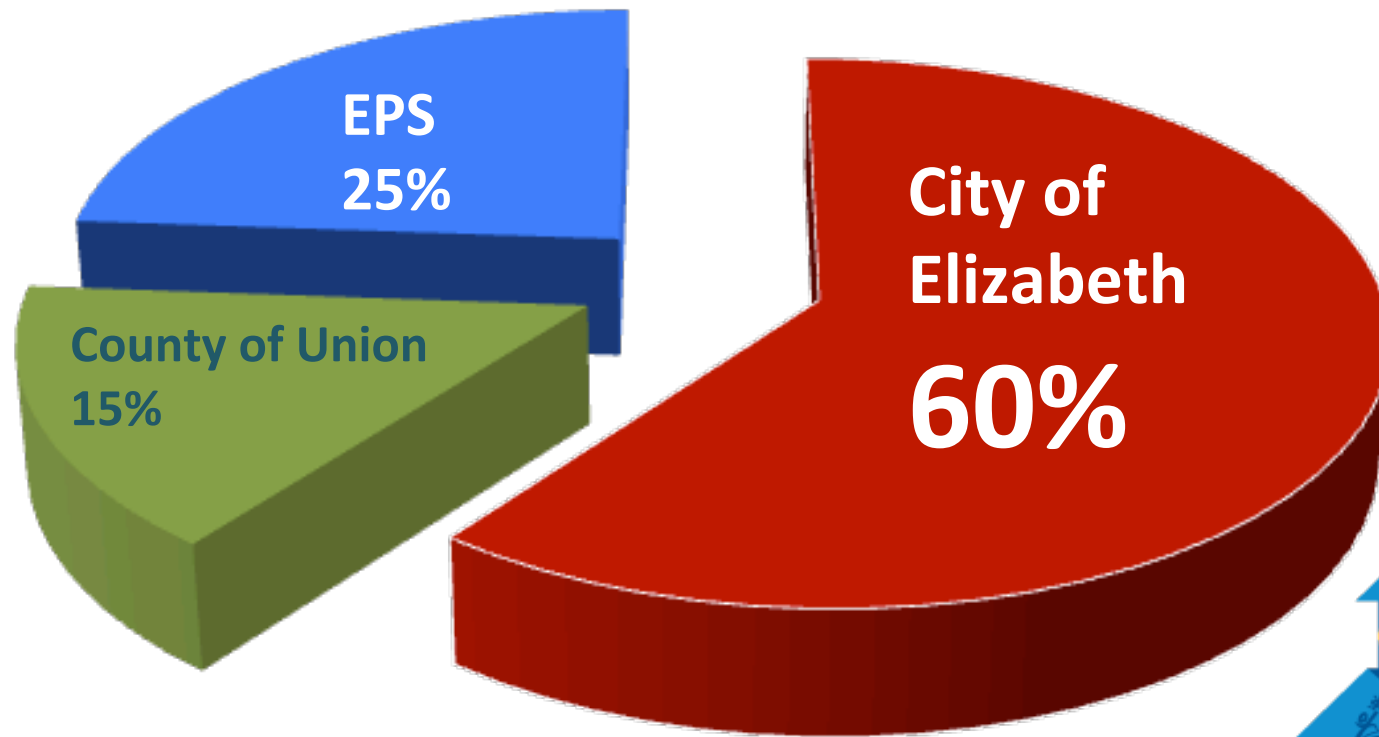
**ONLY 25 CENTS** OF EVERY TAX DOLLAR  
GOES TO SUPPORT YOUR **ELIZABETH PUBLIC SCHOOLS**

PROVIDING  
A HIGH-QUALITY EDUCATION...  
AT AN AFFORDABLE PRICE



## Distribution of Tax Dollars for Elizabeth Taxpayers

for 2015-2016 fiscal year

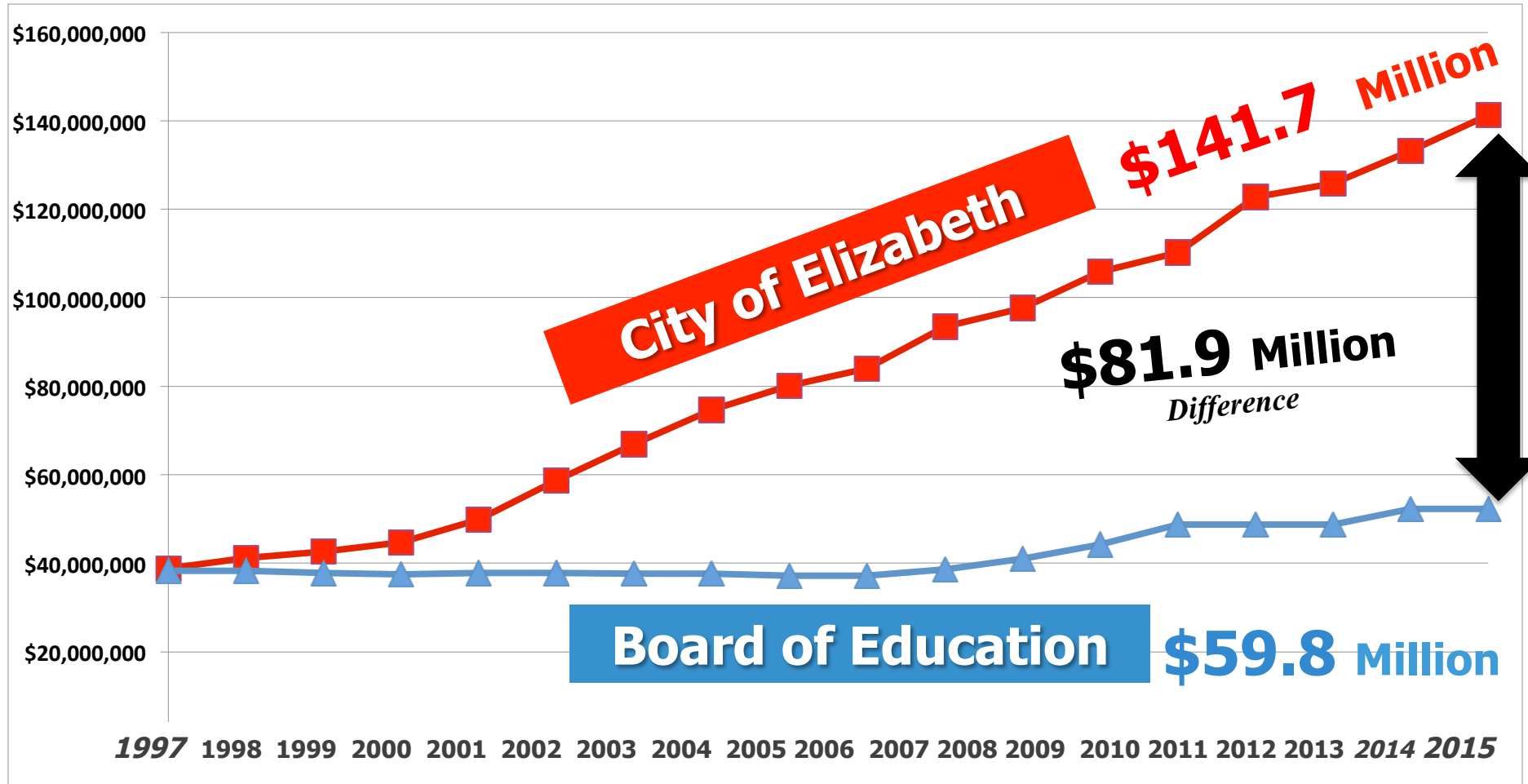


PROVIDING A HIGH-QUALITY EDUCATION... AT AN AFFORDABLE PRICE

# Comparing the **City of Elizabeth Tax Levy** To the **Elizabeth Board of Education**

Year	City of Elizabeth	Elizabeth Board of Education
1997	\$38,822,058	\$38,193,363
1998	\$41,114,200	\$38,272,711
1999	\$42,538,930	\$37,822,517
2000	\$44,635,591	\$37,534,260
2001	\$49,889,627	\$37,756,083
2002	\$58,708,906	\$37,720,199
2003	\$66,918,447	\$37,693,205
2004	\$74,624,035	\$37,663,357
2005	\$80,148,511	\$37,165,104
2006	\$83,939,812	\$37,165,104
2007	\$93,509,578	\$38,651,708
2008	\$97,688,387	\$40,970,810
2009	\$105,887,763	\$44,248,475
2010	\$110,291,833	\$48,673,323
2011	\$122,750,680	\$48,673,323
2012	\$125,779,372	\$48,673,323
2013	\$133,158,130	\$52,313,124
2014	\$141,721,615	\$52,313,124
<b>2015</b>	*Tax Levy for new budget year TBD by City of Elizabeth – has not been announced as of yet.	\$59,813,124

Comparing the **City of Elizabeth Tax Levy**  
To the **Elizabeth Board of Education**  
Over a 19 Year Period - from 1997-2015



The City of Elizabeth Tax Levy increased by \$103 Million during the period of 1997-2015  
The Board of Education Tax Levy increased by \$22 Million during the period of 1997-2015

# The Tax Levy Increase over the last 19 years

## City of Elizabeth

*For municipal services*

1997 \$38,822,058

2014 \$141,721,615



*Increase over 19 years*

**\$ 102,899,557**

## Board of Education

*For educational services*

1997 \$38,193,363

2014 \$59,813,124



*Increase over 19 years*

**\$ 21,619,761**

*Increase over 7 years*

**ONLY  
25 CENTS**  
OF EVERY TAX DOLLAR  
GOES TO SUPPORT YOUR



PROVIDING A HIGH-QUALITY EDUCATION... AT AN AFFORDABLE PRICE



*The **City of Elizabeth** compared to the **Board of Education**  
The Percentage Increase Over 19 Years*



Annualized over a 19 year period, the effective  
rate for the **City of Elizabeth's** tax levy is

**13.9 % per year**

Annualized over a 19 year period, the effective  
rate for the **Elizabeth Board of Education** tax levy is

**3.0 % per year**



A historical summary over the last 19 years

## *Tax Levy Detail - What it means for homeowners*

	2014-15 Tax Levy	Tax Rate	Avg. Home	Percentage
City	\$141,721,615	\$15.733	\$5,475	60.2%
School	\$59,813,124	\$5.808	\$2,021	25.4%
County	\$33,998,355	\$3.774	\$1,313	14.4%
	\$235,533,094	\$25.315	\$8,809	100%



PROVIDING A HIGH-QUALITY EDUCATION... AT AN AFFORDABLE PRICE



# Does our district have any debt?

*Every child, Achieving Excellence*

The Elizabeth Board of Education is proud to announce that our school district, unlike many other government agencies has

**NO DEBT  
SERVICE!**



*Incurring debt impacts the rate  
of tax that is charged to our local taxpayers.*

ONLY  
25 CENTS

EVERY DOLLAR  
GOES TO SUPPORT YOUR

ELIZABETH  
PUBLIC SCHOOLS



PROVIDING A HIGH-QUALITY EDUCATION... AT AN AFFORDABLE PRICE

# Your Elizabeth Board of Education



<i>President</i>	<i>Vice-President</i>							
Ana Maria	José M.	Charlene	Maria Z.	Elcy	Tony	Stanley	Paul M.	Carlos
AMIN	RODRIGUEZ	BATHELUS	CARVALHO	CASTILLO- OSPINA	MONTEIRO	NERON	PERREIRA	TRUJILLO

PROVIDING A HIGH-QUALITY EDUCATION... AT AN AFFORDABLE PRICE

