


FROM APPLICATION TO ACCEPTANCE

A GUIDE TO THE COLLEGE APPLICATION PROCESS

FIRST THINGS FIRST... HAVE YOU?

- Built a college list
- Researched application requirements
- Familiarized yourself with Scoir
- Taken a Self-Discovery Quiz if you are unsure of college plans
- Visited a university via online college tours or scheduled a campus tour
- Developed a resume / worked on list of extra-curricular activities
- Spoken with your parents/guardians about how you plan on paying for college

HOW TO SIGN-IN TO SCOIR



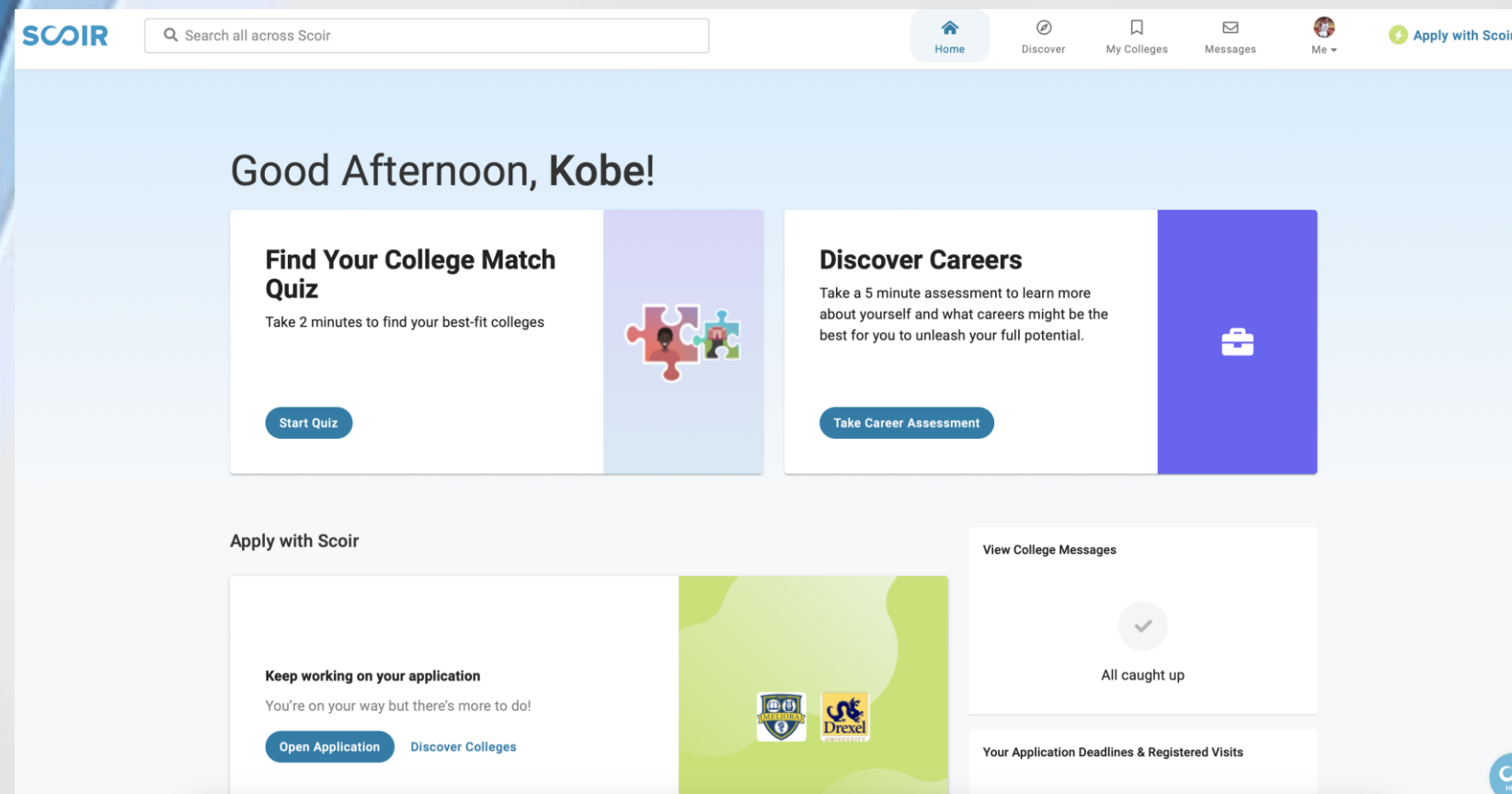
Look for the Scoir Icon in your Classlink to begin.

Then you will come to your login screen.

A screenshot of the Scoir login screen. At the top is the 'SCOIR' logo. Below it is a pink error message box: 'We aren't able to log you in via ClassLink. Please try another login method.' The main heading is 'Log in' with a hand cursor icon. There are two input fields: 'Email *' and 'Password *'. Below these is a blue 'Log In' button. Under the button are links for 'Forgot password?' and 'or'. Below these are three social login buttons: 'Log in with Google' (with Google logo), 'Log in with Clever' (with Clever logo), and 'Log in with ClassLink' (with ClassLink logo). At the bottom is a link: 'New to Scoir? [Create Free Account](#)'.

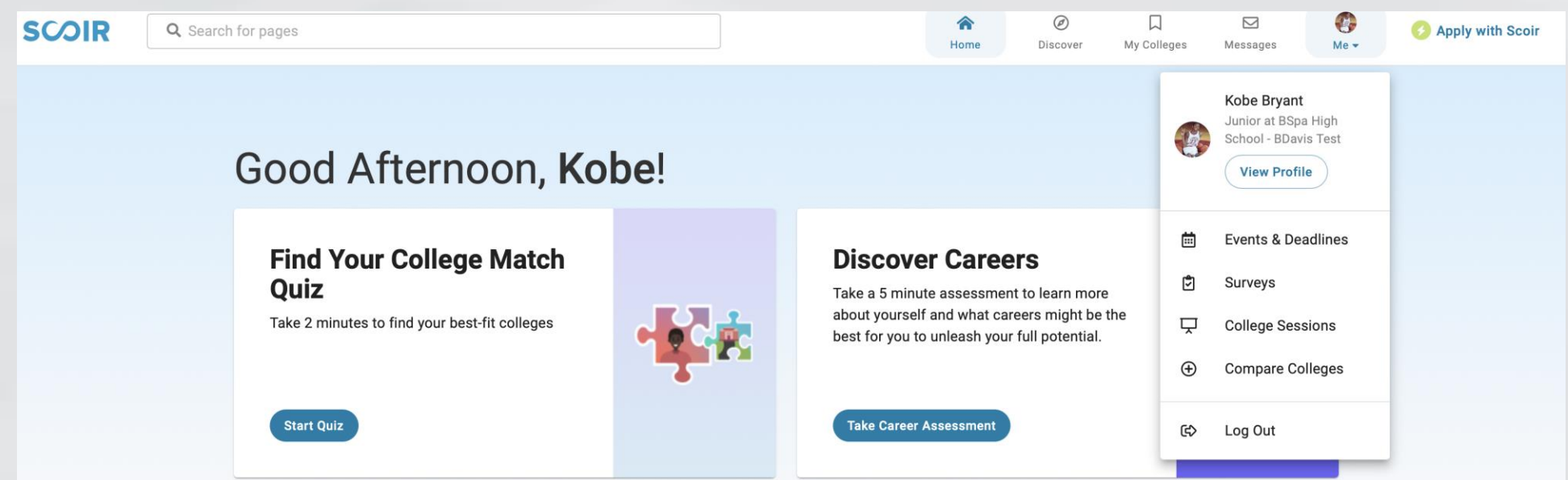
WHAT YOU NEED TO FILL IN **AND** HOW THAT HELPS YOUR APPLICATION

THE MORE YOU FILL IN
THE MORE YOU ARE ALREADY COMPLETING THE COLLEGE APPLICATION PROCESS



1. SET UP YOUR DASHBOARD

2. START YOUR COLLEGE SEARCH




SCOIR

Search for colleges

HomeDiscoverMy CollegesMessagesMe

Apply with Scoir



Kobe Bryant

Personal Details

Academic Overview

Personal Bio

Activities & Achievements

College Preferences

Careers

My Drive

Personal Details

Download Resume

Kobe A Bryant

24 Front Street
Ballston Spa, NY 12020

Jun 26, 2006

Legal Sex: Male

Gender: Not specified

Race: Black or African American

Ethnicity: Not Hispanic or Latino

Citizenship: Not specified

Parents

Sarah Mann

Alma Mater: SUNY at Binghamton

I will be a first-generation college student.

You are a first-generation student if neither parent or guardian has received a 4-year college degree.

Account

rdavis+abcd@scoir.com

FERPA Waiver of Rights

Application ID

SET UP YOUR PROFILE PAGE

FIND YOUR COLLEGE MATCHES AND BUILD YOUR COLLEGE LIST

SCOIR

Search for pages

HomeDiscoverMy CollegesInboxMe

Apply with Scoir

For YouColleges3,236PostsEventsPrograms23Careers923

Colleges for you

My Last Search4-Year US Colleges2-Year US CollegesInternationalTe

My Matches

Based on your preferences

You May Also Like

Similar to My Colleges

Free Apps with Scoir

Your apps to these colleges are free

New Posts in Virtual Tour

See All

WHAT SCOIR LOOKS LIKE

ELIZABETH PUBLIC SCHOOLS
Every Child, Achieving Excellence

WHAT GOES INTO A COLLEGE APPLICATION

APPLICATION NEEDS

Students will apply to college via:

A. The Common App

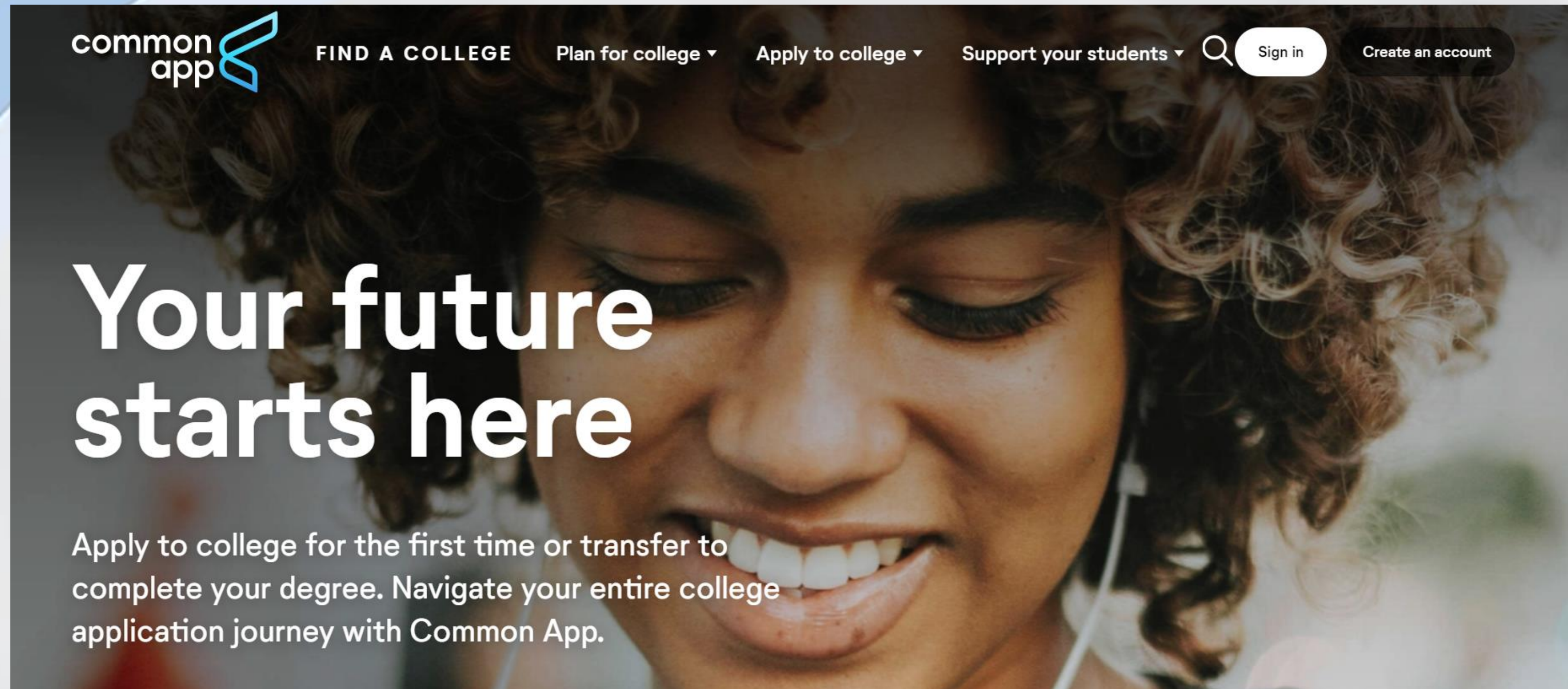
B. Directly, using the institution's website.

COLLEGE PLANNING CHECKLIST


- ☐ List of Prospective Colleges
- ☐ Test Scores
- ☐ College Resume
- ☐ Academic Profile
 - Core & Honors/Advanced Classes
- ☐ Personal Profile
 - Leadership, sports, clubs, volunteer hours, etc.
- ☐ Letters of Recommendation
- ☐ Essays
- ☐ High School Transcript
- ☐ College Campus Visits
- ☐ College Applications
- ☐ FAFSA
- ☐ Scholarship Applications



WHAT IS THE COMMON APP?

The image shows the top portion of the Common App website. At the top left is the 'common app' logo. To its right is a navigation bar with links: 'FIND A COLLEGE', 'Plan for college' (with a dropdown arrow), 'Apply to college' (with a dropdown arrow), 'Support your students' (with a dropdown arrow), a search icon, a 'Sign in' button, and a 'Create an account' button. Below the navigation bar is a large hero section with a background image of a smiling young woman with curly hair. Overlaid on the left side of this image is the text 'Your future starts here' in large white font. Below this, in smaller white font, is the text: 'Apply to college for the first time or transfer to complete your degree. Navigate your entire college application journey with Common App.'

**Common
App Ready
Toolkit**



[Common App first-year application walkthrough | Common App](#)



What you should be prepared to provide:

Personal Information / Demographics
Citizenship Info (Only SS number for FAFSA)
Family Information
Educational Info - Provided by School and your
School Counselor Info
Community Service / Volunteering info
Extra-Curricular Info (EC's)
Honors/Awards

Current grades / GPA / Ranking
Essays and writing Supplements
FEE Waivers (if you qualify)
FERPA Release & Final Signatures
Test Scores (when required)
Transcript

COMMON APPLICATION TIPS

- Write down your account information so you can easily login each time you want to work on your application.
- Use your personal email to create your account.
- Build your college list ahead.
- Think about how you will fit into that campus.
- Name spelling must be correct and at the right place
- Double check you mailing address
- If you speak another language - make sure you add it
- Parental / Sibling Education - Include everything - Creates context
- Future Plans section - always add something and show a desire for furthering your education
- Be specific about your majors / goals - try some less popular fields especially for those reach schools
- Looking at your current educational plans - Are you taking the most rigorous courses your school offers? Are you taking a 4th year of math?
- AP Scores - only self-report if you have a 4 or 5
- Testing - be mindful of testing options and your scores

ACTIVITIES SECTION / RESUME

- Only can list **10 Activities** in the Common App
- List most important and most active first
- Include leadership roles - be descriptive
- Always say you have an intent to continue in college - you never know
- Try to diversify your categories if you are noticing they are similar
- Supplemental Resume - use if you cannot fit everything or if you need to explain in more detail your experiences (ex. Low grades in one particular year, struggles that intervened with your academic performance, etc)
- **Never Repeat**

COLLEGE ESSAYS / SUPPLEMENTALS

Describe a topic, idea, or concept you find so engaging that it makes you lose all track of time. Why does it captivate you? What or who do you turn to when you want to learn more?

Discuss an accomplishment, event, or realization that sparked a period of personal growth and a new understanding of yourself or others.

Reflect on something that someone has done for you that has made you happy or thankful in a surprising way. How has this gratitude affected or motivated you?

The lessons we take from obstacles we encounter can be fundamental to later success. Recount a time when you faced a challenge, setback, or failure. How did it affect you, and what did you learn from the experience?

Some students have a background, identity, interest, or talent that is so meaningful they believe their application would be incomplete without it. If this sounds like you, then please share your story.

Reflect on a time when you questioned or challenged a belief or idea. What prompted your thinking? What was the outcome?

COMMON APP QUESTIONS FOR 2023-2024

Share an essay on any topic of your choice. It can be one you've already written, one that responds to a different prompt, or one of your own design

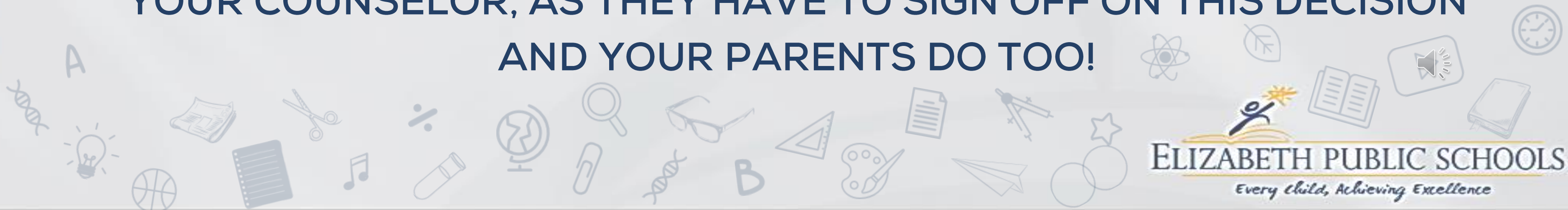
- Start writing them early (650-word limit)
- Have them edited and reviewed multiple times
- Make sure you complete all supplemental essays before submitting

REQUESTING TRANSCRIPTS

REQUEST VIA SCOIR
MAKE SURE YOU MOVE YOUR COLLEGES
OVER TO APPLIED ON SCOIR

EMAIL YOUR SCHOOL COUNSELOR ONCE YOU HAVE COMPLETED
YOUR APPLICATIONS

IF YOU ARE APPLYING EARLY DECISION (BINDING) - YOU MUST SEE
YOUR COUNSELOR, AS THEY HAVE TO SIGN OFF ON THIS DECISION
AND YOUR PARENTS DO TOO!



LETTERS OF RECOMMENDATION



Request at minimum 2 LOR

Request via SCOIR at least 3 weeks before you need

WHO TO ASK?

Someone who knows and likes you

Someone who is reliable

Someone who is in the field you may want to go into

Provide a **BRAG SHEET**

Send a Thank You Note



HOW TO REQUEST LETTERS OF RECOMMENDATION

[Scoil - how to request a recommendation](#)



COLLEGE APPLICATION TYPES


What's the Difference?

	EARLY DECISION	EARLY ACTION	EARLY DECISION II	ROLLING ADMISSION	REGULAR ADMISSION
WHEN ARE APPLICATIONS DUE?	Early to mid-November	Early to mid-November	Mid-December to mid-January	<ul style="list-style-type: none"> Varies by school Applications can be accepted as early as July and as late as April 	Mid-December to mid-January
WHEN DO YOU LEARN ADMISSION STATUS?	Mid-December	January or February	Mid-February	<ul style="list-style-type: none"> Varies by school Typically two to six weeks after receipt of application 	March or April
IS ADMISSION BINDING?	Yes	No	Yes	No	No
CAN YOU APPLY TO MORE THAN ONE SCHOOL USING THIS METHOD?	No	<ul style="list-style-type: none"> Varies by school If early action is "restrictive," you can only apply to one school. 	No	Yes	Yes
ARE ACCEPTANCE RATES HIGHER WITH THIS METHOD?	Yes	Yes	Yes	The earlier the application is received, the higher the acceptance rate.	No
WHEN DO YOU NEED TO ACCEPT ADMITTANCE?	Immediately	Typically by May 1	Immediately	Typically by May 1	Typically by May 1
CAN YOU COMPARE FINANCIAL AID PACKAGES?	No	Yes	No	Yes	Yes
BENEFITS	<ul style="list-style-type: none"> Potential to finish application season early Learn admittance decision early Increased admittance odds 	<ul style="list-style-type: none"> Learn admittance decision early Increased admittance odds Ability to compare financial aid packages 	<ul style="list-style-type: none"> Learn admittance decision early Increased admittance odds 	<ul style="list-style-type: none"> Potential to finish application season early Potential to learn admittance decision early Potential to increase admittance odds Ability to compare financial aid packages 	<ul style="list-style-type: none"> More time to complete applications Ability to compare financial aid packages
DRAWBACKS	<ul style="list-style-type: none"> Need to research, apply and decide on top choice school early Must commit to school early No flexibility with financial aid package 	Need to research, apply and decide on top choice school early	<ul style="list-style-type: none"> Must commit to school early No flexibility with financial aid package 	To gain greatest advantage, need to research and apply early	Long wait for admission decision

TESTING OPTIONS


Test Optional

Not mandatory for students to submit their SAT or ACT scores as part of their application. For colleges that have a test optional admissions policy, the applicant's high school academic record is the most important assessment criteria



Test Flexible

Colleges that have a ['Test-Flexible'](#) admissions policy allow applicants to submit various standardized test scores to support their application. Every college has its own list of scores that they will accept.



Test Blind

'Test Blind' means students are not required to submit any standardized test scores. There are several variations of this admissions policy.

SCHOLARSHIPS

Use these websites to get a jump start

SIX GREAT OPTIONS FOR FINDING SCHOLARSHIPS

1

Going Merry THE NEW, COOL KID

- \$20 billion database of scholarships and aid
- Lots of local scholarships
- Bundled scholarships - One application applies you to multiple opportunities!
- Apply directly on site, with auto-filled forms
- Filter, favorite, or ignore scholarships
- No advertisements
- iOS and Android apps

4

Chegg Scholarships THE ALL-ROUNDER

- \$1 billion in scholarships
- Clean interface with basic filters & favoriting
- Additional student tools to: Research colleges, Buy/sell textbooks, Find tutors

2

Fastweb THE VETERAN

- Founded in 1995
- \$3 billion in scholarships
- Clean interface with basic filters & favoriting
- Internship and part-time job search
- Android and iOS apps

5

College Board BigFuture THE PLANNER

- \$6 billion in scholarships
- College search and planning tools
- Many sweepstakes-style scholarships

3

Scholarships.com THE GIANT

- \$19 billion in scholarships
- Social comments section to get advice from peers
- Quick signup process
- Some advertisements (sponsored content)
- Android and iOS apps

6

College website THE NEW "HOME"

Once you've gotten admitted and/or decided on a college, check out their financial aid page, which often has information on scholarships available to their students.

FINANCIAL AID

APPLICATIONS WILL OPEN DECEMBER 1, 2024

FEDERAL FINANCIAL AID (FAFSA)

Money awarded by the
FEDERAL Government

<https://studentaid.gov/>

New Jersey State Aid (NJFAMS/HESSA)

Only awarded when going
to an IN-STATE School

<http://hesaa.org/Pages/NJGrantsHome.aspx>

NJ Alternative Application for Financial Aid Assistance

Must meet certain requirements

[New Jersey Alternative Application \(hesaa.org\)](http://hesaa.org)

EOF PROGRAM (EQUAL OPPORTUNITY FUND)

- RESIDENCY
- FINANCIAL NEED
- ACADEMIC CRITERIA
- FIRST-GENERATION COLLEGE STUDENT STATUS
- ADMISSION TO PARTICIPATING COLLEGES
- COMPLETION OF FAFSA

A NOTE ABOUT DEADLINES



- STUDENTS, WITH PARENT SUPPORT, NEED TO MANAGE THEIR APPLICATION DEADLINES.
- BE AWARE OF SCHOLARSHIP PRIORITY DEADLINES
- STUDENTS SHOULD START PRACTICING CHECKING THEIR EMAILS AND THEIR COLLEGE PORTAL FREQUENTLY FOR INFORMATION. THIS IS HOW COLLEGES COMMUNICATE.
- TEACHERS AND COUNSELORS NEED A MINIMUM OF 2 WEEKS NOTICE FOR LETTERS OF RECOMMENDATION, NOT INCLUDING WEEKENDS OR HOLIDAYS.

REVIEW THE PROCESS

Get Started




Build List
Visit Colleges
Research Majors
Research
Careers

Prepare Documents




Research
Application
Requirements
Speak with
Parents about
Financial Aid
Ask for LOR
Pre-write Essays

Apply



Fill out
Applications
Get Fee-Waivers
Have essays
edited, complete
supplementals
HIT SEND!

Financial Aid / Scholarships



Complete
Financial Aid
Applications
Apply to
Scholarships

Celebrate



Celebrate all
your
achievements
and college
acceptances

"DON'T BE AFRAID TO ASK FOR
HELP, NO ONE GETS THROUGH
COLLEGE ON THEIR OWN."

-Michelle Obama