



ELIZABETH PUBLIC SCHOOLS

Every child, Achieving Excellence






Olga Hugelmeyer
Superintendent of Schools

Theodore Panagopoulos
Principal

June 2021

Dear Parents and Students,

Welcome to Terence C. Reilly School No. 7 and a brand new school year! We are excited for the opportunity to educate your child and have planned for a year with many fun-filled educational experiences. In order to accomplish this, your child will need the following items:

- ✓ 5 marble composition notebooks
(label each notebook as the following: **Reading/Rainbow Words; Math; Science; Writing; Social Studies**)
- ✓ 5 plastic folders (each folder should be a different color and preferably **plastic folders**, not paper)
- ✓ 1 zipper pencil case (**please no hard box cases**) 
- ✓ A box of 24 #2 pencils 
- ✓ Erasers 
- ✓ A box of 24 colored pencils 
- ✓ A box of 24 crayons
- ✓ A box of 10 colored markers 
- ✓ 1 small scissor
- ✓ A package of dry erase markers
- ✓ 3 Ultra Fine Tip Sharpie
- ✓ 2 boxes of tissues
- ✓ 2 rolls of paper towels
- ✓ 2 packages of Clorox wipes
- ✓ 2 yellow highlighters
- ✓ 3 large glue sticks 1.27 oz. (**NO liquid glue**)
- ✓ 1 bottle of 12 oz. hand sanitizer

We believe through cooperation and collaboration; we can help your child accomplish many goals and discover new talents. We look forward to working cooperatively with you and your child for a successful and productive school year. Please do not hesitate to contact us with any questions or concerns. Together We Can!

Sincerely,

The Second Grade Team

Terence C. Reilly School No. 7

Grade 1 Review: Number and Numeration

1. Count up by 5s.

45, 50, _____, _____, _____, _____, _____

2. Count back by 1s.

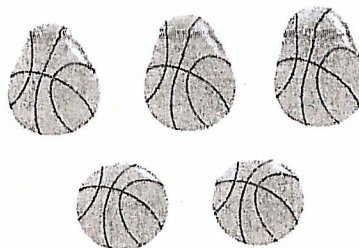
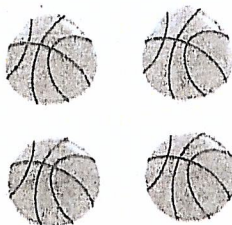
34, 33, _____, _____, _____, _____, _____

Circle the larger number.


3. 572 527

4. 109 209

5. Circle the group that has an *odd* number of balls.



6. How many apples are there? _____ apples




Grade 1 Review: Number and Numeration

7. How many marbles are there? Circle the number.

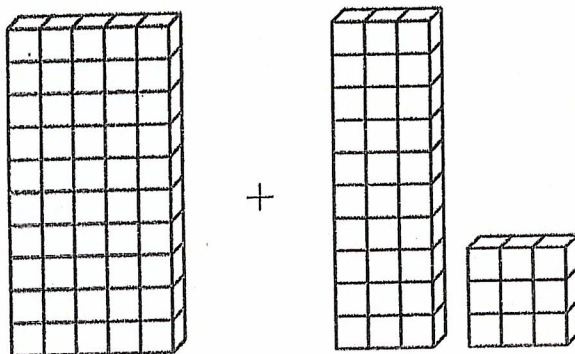


6 12 27 100

8. Circle $\frac{1}{2}$ of the crayons.



9. Write a number sentence. Tell how many in all.



_____ + _____ = _____

10. Tell how many.

|||| ||| ||| || _____

11. Use tally marks to show the number 9.

Grade 1 Review: Operations and Computation

Solve.

1. $6 + 6 = \underline{\quad}$

2. $8 - 1 = \underline{\quad}$

3. $5 + 0 = \underline{\quad}$

Circle your answer.

4. Will $8 + 4$ be more or less than 10?

More Less

5. Will $9 - 2$ be more or less than 5?

More Less

6. Write a number that is more than 87.

7. Write a number that is less than 72.

8. How much money?



 ¢


9. Sheila has 26 marbles in a bag. Darius puts 9 more marbles in the bag. How many marbles are in the bag now?

 marbles in all

Grade 1 Review: Data and Chance

1. Use the table to complete the graph.

Children	Number of Pets
Mario	///
Avi	////
Jose	###
Jill	//
Todd	///



Use the graph to answer the questions.

2. Which child has the most pets? _____
3. Which child has the fewest pets? _____
4. Which two children have the same number of pets? _____
5. How many pets does Avi have? _____

Use the data below to answer the questions.

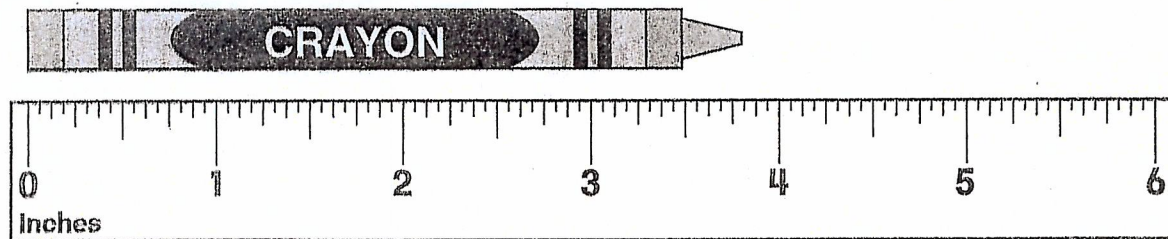
52, 23, 81, 71, 23, 94, 60

6. What is the maximum of the data set? _____
7. What is the minimum of the data set? _____

Grade 1 Review: Measurement and Reference Frames



Write $<$, $>$, or $=$.

1. 3 dimes _____ \$0.25
2. 230¢ _____ \$2.30
3. \$1.06 _____ 4 quarters and 6 dimes
4. 130¢ _____ 3 quarters, 3 dimes, and 4 nickels
5. Estimate the length to the nearest inch.



About _____ inches

6. Write the temperature.
7. Write the time.



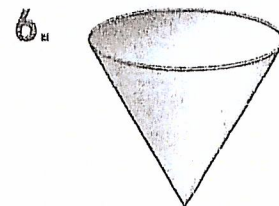
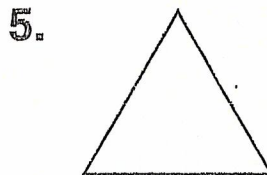

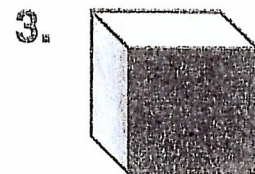
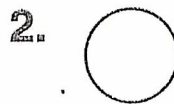

Grade 1 Review: Geometry

Name the shapes.

triangle
circle

cylinder
cone

rectangle
cube



7. How many sides does a square have? _____

8. How many corners does a triangle have? _____

9. How many corners does a circle have? _____

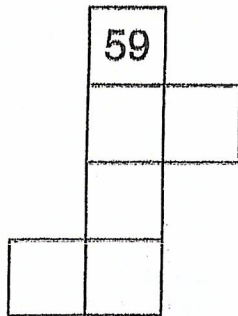
Draw the other half.



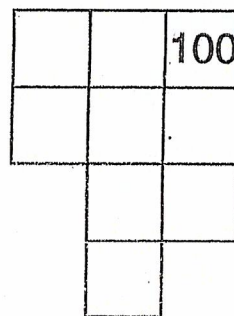
Grade 1 Review: Patterns, Functions, and Algebra

Fill in each number-grid piece.

1.



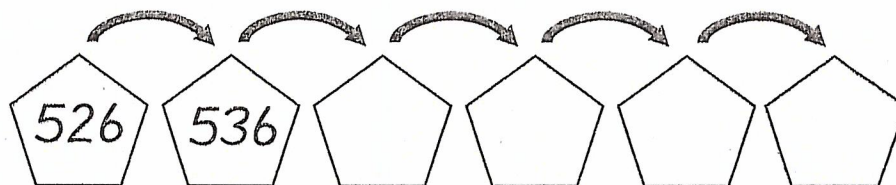
2.



Fill in the rule box. Then complete the frames.


3.

Rule



4.

Rule



Write the turn-around fact.

5. $6 + 2 = 8$

_____ + _____ = _____

6. $7 + 8 = 15$

_____ + _____ = _____

7. $5 + 7 = 12$


_____ + _____ = _____

8. $3 + 8 = 11$

_____ + _____ = _____

Carl's Garden Problem

by ReadWorks



Carl wanted to grow a garden. Mrs. Sanchez was Carl's neighbor. She gave Carl flower seeds. Carl planted them.

Mr. Brown was Carl's neighbor too. He saw Carl planting.

"I have vegetable plants in pots," Mr. Brown said. "Would you like to plant those too?"

"Yes, thank you!" said Carl.

Mr. Brown helped Carl plant the vegetables.

Name: _____ Date: _____

1. What did Carl want to do?

- A. grow a garden
- B. buy flowers
- C. talk with his neighbors

2. What does Carl plant in his garden in the *beginning* of the story?

- A. tomatoes
- B. vegetables
- C. flower seeds

3. Mr. Brown's vegetable plants were probably big and heavy. What information from the passage shows us that this is true?

- A. Mr. Brown's vegetables were first growing in pots.
- B. Mr. Brown had tomato stakes.
- C. Mr. Brown's vegetable plants that Carl planted kept falling over.

"My vegetables keep falling over," said Carl.

Mr. Brown went to his shed. He came back with long, thin sticks.

"These are tomato stakes. They will hold the plants up," said Mr. Brown.

Mr. Brown put the stakes in the ground.

"Now the plants will grow tall!" said Carl.

4. What is "Carl's Garden Problem" mostly about?

- A. Carl planting a garden
- B. how to support plants with stakes
- C. Carl and his neighbors

5. What was Carl's garden problem?

6. What did you learn from "Carl's Garden Problem"?

7. Class Discussion Question: Explain how Carl solves his garden problem. Be sure to explain what Carl's problem was.

8. Draw a picture of Carl planting the vegetables Mr. Brown gave Carl.

My Dog

by ReadWorks



Photo Credit: Liz West

I have a dog. Her name is Misty. She loves to play ball.

I throw the ball to Misty. She uses her teeth to pick it up.

Then she runs to me. She drops the ball at my feet.

If Misty hears a noise, she stops. She raises her ears and listens. Misty barks if she sees another dog. She barks loudly to protect me.

After we play ball, we go inside. Misty runs to her bowl and drinks water. I give her some dog food to eat. Then Misty takes a nap. Being a dog can be hard work!

Name: _____ Date: _____

1. Who is Misty?

- A. a first grader
- B. a dog
- C. a mom

2. What does Misty do at the *beginning* of this story?

- A. eats dog food
- B. takes a nap
- C. plays ball

3. Misty does not want other dogs to bother or come near her owner. What part of the passage shows us that this is true?

- A. "If Misty hears a noise, she stops. She raises her ears and listens."
- B. "Misty barks if she sees another dog. She barks loudly to protect me."
- C. "Misty runs to her bowl and drinks water. I give her some food to eat."

4. What is "My Dog" mainly about?

- A. how Misty protects her owner from other dogs
- B. how to play catch with your dog
- C. the things that Misty the dog does

5. What does Misty do that helps her listen if she hears a noise?

6. What did you learn from "My Dog"?

7. **Class Discussion Question:** Explain why Misty might be tired at the end of the passage.

8. Draw a picture of Misty doing an activity from the passage.