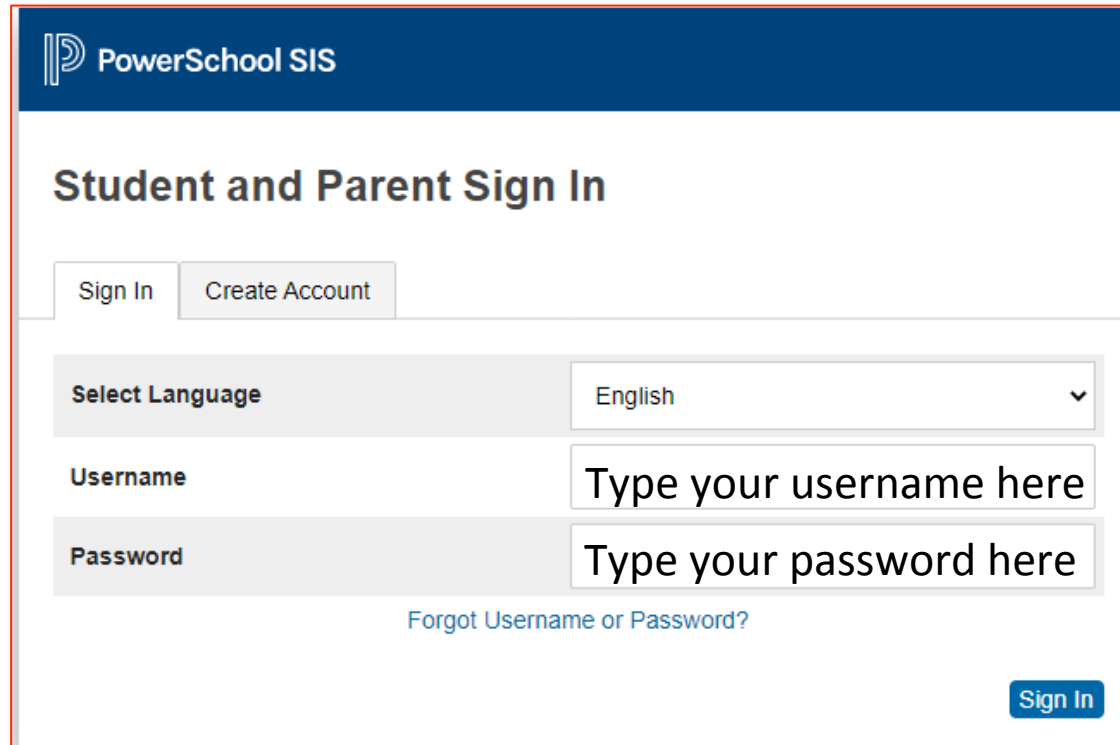


# How to complete your Acceptable Use for Technology Form on PowerSchool



# 1) Access your PowerSchool Parent Portal



The screenshot shows the PowerSchool SIS login interface. At the top, there is a dark blue header with the PowerSchool SIS logo and name. Below the header, the page title "Student and Parent Sign In" is displayed. There are two buttons: "Sign In" (active) and "Create Account". A "Select Language" dropdown menu is set to "English". Below that are input fields for "Username" and "Password", both containing placeholder text "Type your username here" and "Type your password here" respectively. A link "Forgot Username or Password?" is located below the password field. A "Sign In" button is positioned at the bottom right of the form area.

PowerSchool SIS

## Student and Parent Sign In

Sign In Create Account

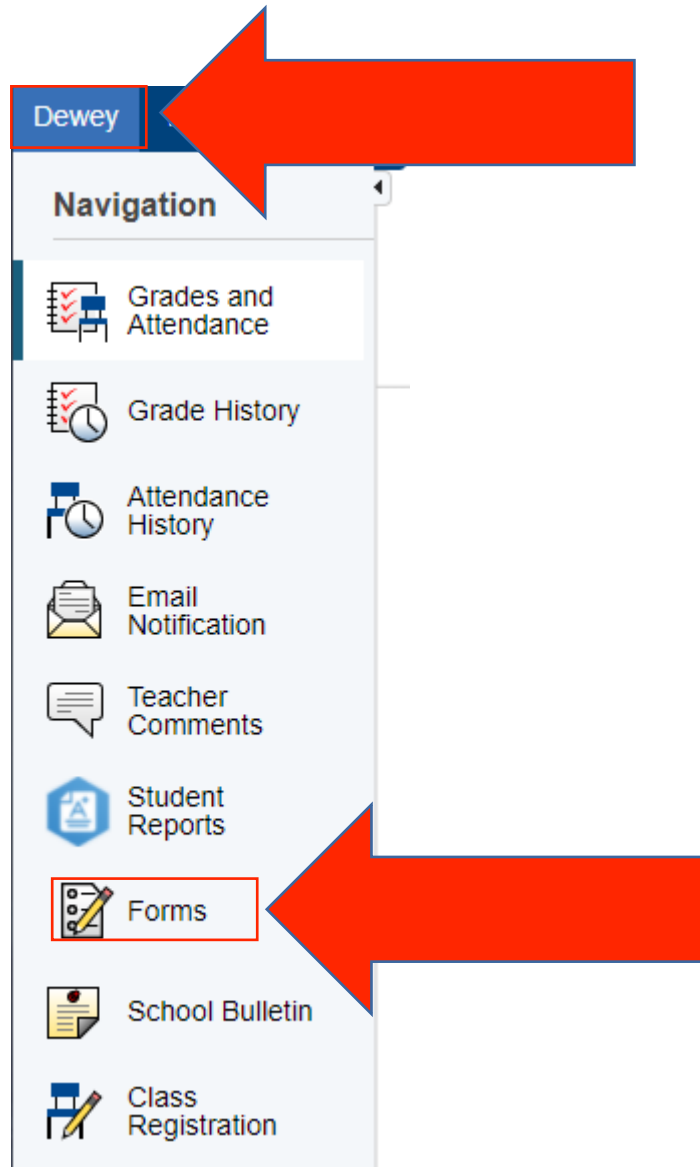
Select Language English

Username Type your username here

Password Type your password here

[Forgot Username or Password?](#)

Sign In



2) Select your child and click on “Forms”

# 3) Click on the form and follow instructions

General Forms   Class Forms   Enrollment   Student Support


Preferences

Forms

Search forms...

General █ ██████████

Status	Form Name	Form Description	Category	Last Entry
Empty	Acceptable Use For Technology – Electronic Mobile Device		General	
Empty	Emergency Information	Students in the Elizabeth Public Schools shall have an annual physical examination performed at least one time during each developmental stage. Parents are encouraged to take their children to their private physician. The report of such private examination must be recorded on the health record of the Elizabeth Public Schools. The forms may be obtained by request from the school nurse. The school physical includes a genitalia exam for boys completed by the school physician.	General	



Log-in to **PowerSchool** to begin

