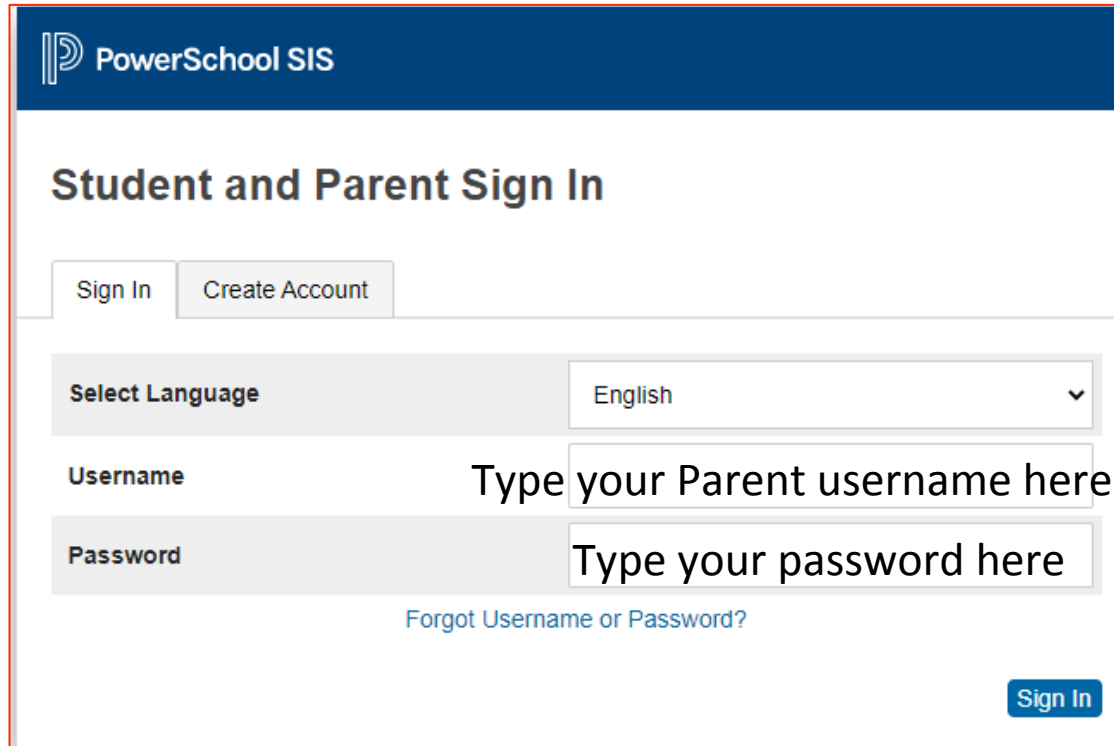


# Kijan pou Ranpli Fòm Akseptab pou Itilize Teknoloji ou a sou PowerSchool



# 1) Aksè a Portal Powerschool Paran ou a



The screenshot shows the login interface for the PowerSchool SIS portal. At the top is a dark blue header with the PowerSchool SIS logo. Below the header, the title "Student and Parent Sign In" is displayed. There are two tabs: "Sign In" (selected) and "Create Account". A "Select Language" dropdown menu is set to "English". Below this are input fields for "Username" and "Password". The "Username" field has a placeholder text "Type your Parent username here" and the "Password" field has a placeholder text "Type your password here". A link "Forgot Username or Password?" is located below the password field. A "Sign In" button is at the bottom right.

PowerSchool SIS

## Student and Parent Sign In

Sign In Create Account

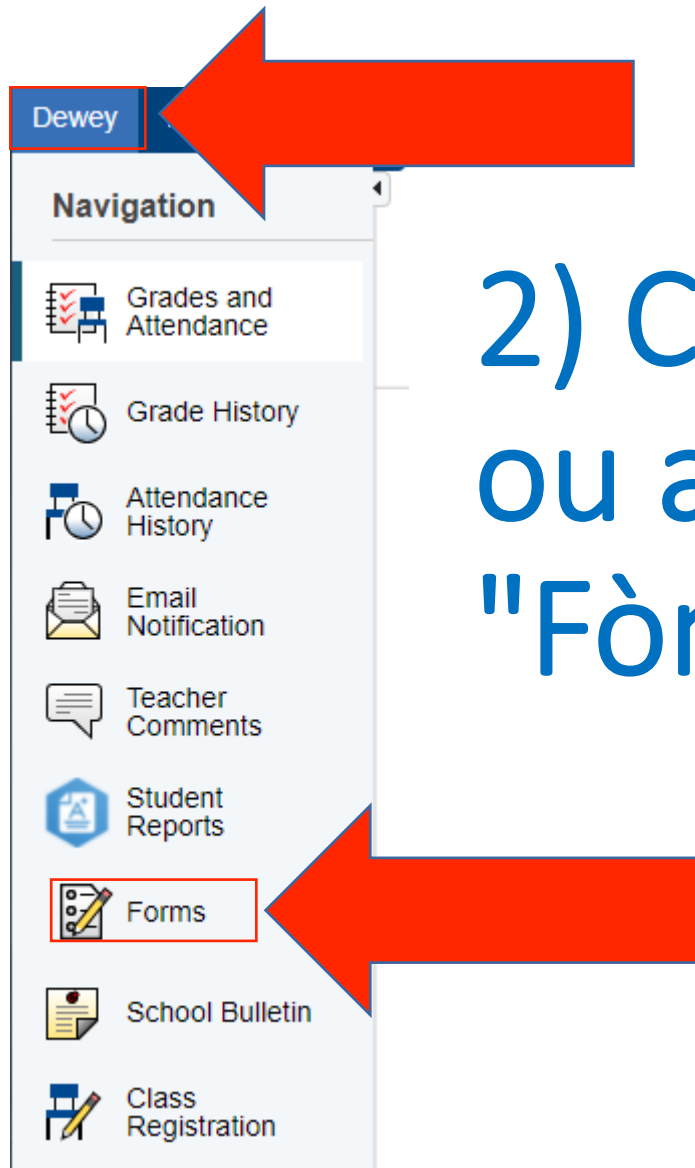
Select Language English

Username Type your Parent username here

Password Type your password here

[Forgot Username or Password?](#)

Sign In



2) Chwazi Non Pitit  
ou a epi Klike sou  
"Fòm yo"

### 3) Seleksyone Fòm epi Swiv Enstriksyon yo

General Forms

Class Forms

Enrollment



Student Support

Preferences

Forms

Search forms...

General

Status	Form Name	Form Description	Category	Last Entry
 Empty	Acceptable Use For Technology – Electronic Mobile Device		General	
 Empty	Emergency Information	Students in the Elizabeth Public Schools shall have an annual physical examination performed at least one time during each developmental stage. Parents are encouraged to take their children to their private physician. The report of such private examination must be recorded on the health record of the Elizabeth Public Schools. The forms may be obtained by request from the school nurse. The school physical includes a genitalia exam for boys completed by the school physician.	General	

# Konekte sou PowerSchool pou Kòmanse

