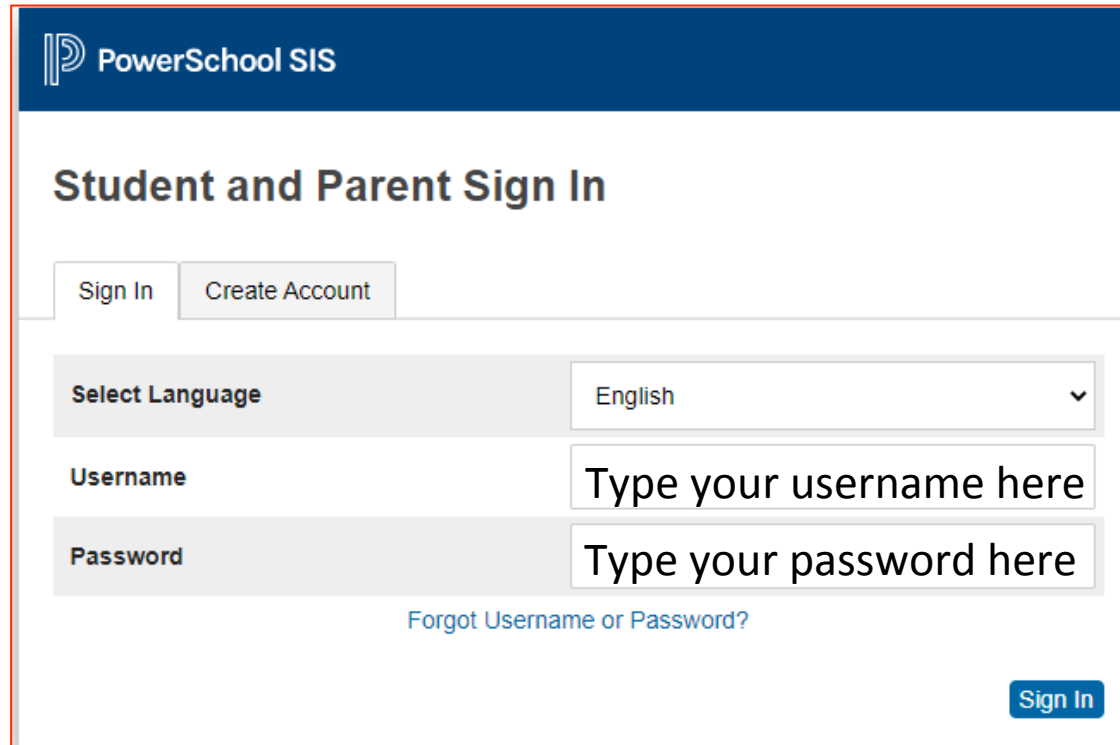


# How to complete your Emergency Connectivity Fund (ECF) Form on PowerSchool



# 1) Access your PowerSchool Parent Portal



The image shows a screenshot of the PowerSchool SIS login page. At the top is a dark blue header with the PowerSchool SIS logo. Below the header, the title "Student and Parent Sign In" is displayed. There are two tabs: "Sign In" (active) and "Create Account". The login form includes a "Select Language" dropdown menu set to "English", a "Username" field with the placeholder "Type your username here", and a "Password" field with the placeholder "Type your password here". A link for "Forgot Username or Password?" is located below the password field. A blue "Sign In" button is positioned at the bottom right of the form.

PowerSchool SIS

## Student and Parent Sign In

Sign In Create Account

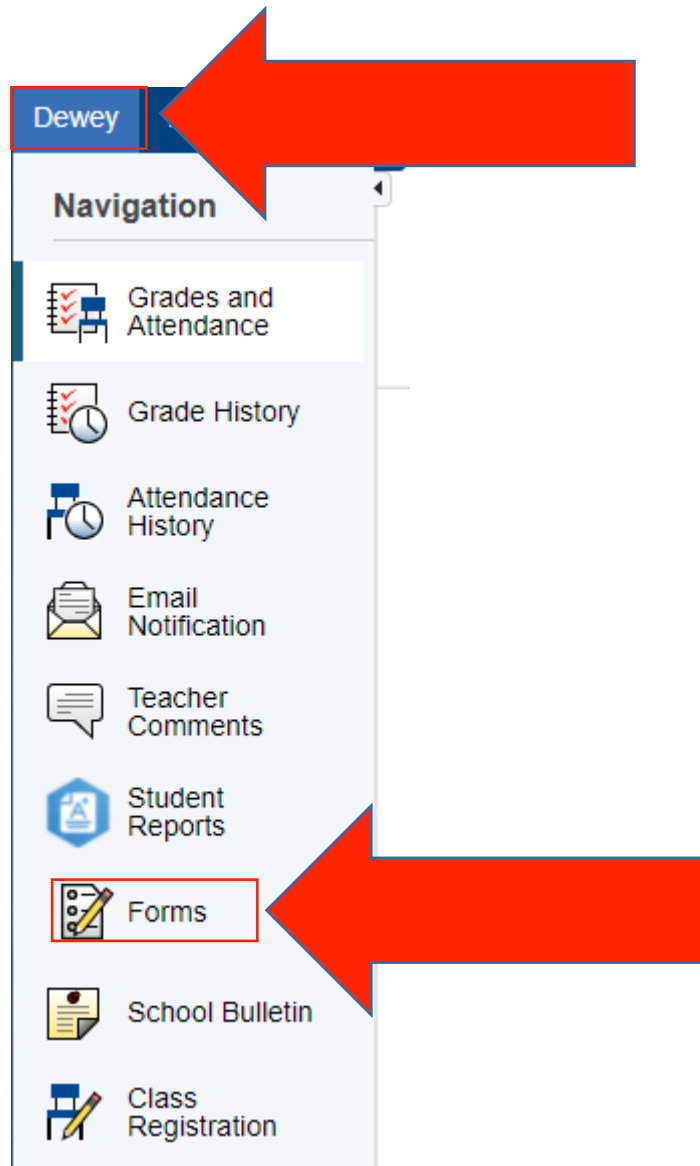
Select Language English

Username Type your username here

Password Type your password here

[Forgot Username or Password?](#)

Sign In



2) Select your child and click on “Forms”

### 3) Click on the form and follow instructions

General Forms

Class Forms



Enrollment

Student Support

Forms

Search forms...

General

Status	Form Name	Form Description	Category
 Empty	Emergency Connectivity Fund (ECF)		General
 Empty	Emergency Information	Students in the Elizabeth Public Schools shall have an annual physical examination performed at least one time during each developmental stage. Parents are encouraged to take their children to their private physician. The report of such private examination must be recorded on the health record of the Elizabeth Public Schools. The forms may be obtained by request from the school nurse. The school physical includes a genitalia exam for boys completed by the school physician. Physical examinations begin in September. By law, every student between the ages of 10 and 18 is	General

Log-in to **PowerSchool** to begin

